

NRG: [Wilson1975], [Toth2008], [Weichselbaum2012b]

DMRG: [McCulloch2001], [McCulloch2002]

General tensor network: Singh, Pfeiffer, Vidal [Singh2010]

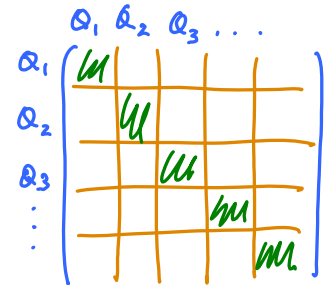
Goal: exploit symmetries of Hamiltonian!

If Hamiltonian has symmetries, $[\hat{H}, \hat{Q}] = 0$, then: (1)
↖ generator of symmetry group

- \hat{Q} and \hat{H} can be diagonalized simultaneously:

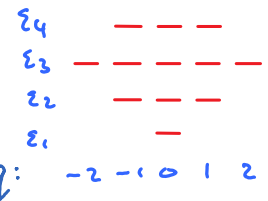
$$\hat{Q} |a, \bar{z}\rangle = a |a, \bar{z}\rangle, \quad \hat{H} |a, \bar{z}\rangle = E_{a, \bar{z}} |a, \bar{z}\rangle \quad (2)$$

↖ overbar will indicate energy eigenbasis



- \hat{H} connects only states with same Q , \Rightarrow blockdiagonal
- for non-Abelian symmetries, eigenstates from degenerate multiplets,

$|a_q, \bar{z}\rangle$, where q distinguishes states within multiplet, and \bar{z} enumerates distinct multiplets.



Exploiting these structures reduces numerical costs!

1. Example, Abelian symmetry: XXZ-chain (spin $1/2$) symmetry group: U(1)

$$\hat{H} = \sum_l \frac{J}{z} (\hat{S}_l^+ \hat{S}_{l+1}^- + \hat{S}_l^- \hat{S}_{l+1}^+) + \sum_l J_z \hat{S}_l^z \hat{S}_{l+1}^z \quad (3)$$

Total spin, $\hat{S}_{tot}^z = \sum_l \hat{S}_l^z$, is conserved: $[\hat{H}, \hat{S}_{tot}^z] = 0$ 'Abelian U(1) symmetry' (4)

For Abelian symmetry, conserved quantum number is often called 'charge': $\hat{Q} \equiv z \hat{S}_{tot}^z$.
↖ to avoid proliferation of $1/2$ factors

Conservation of \hat{S}_{tot}^z is obvious by inspection. But let us check explicitly:

One site: $\hat{S}_l^+ = \begin{pmatrix} \uparrow & \downarrow \\ 0 & 1 \end{pmatrix}$, $\hat{S}_l^- = \begin{pmatrix} \uparrow & \downarrow \\ 1 & 0 \end{pmatrix}$, $\hat{S}_l^z = \begin{pmatrix} 1/2 & 0 \\ 0 & -1/2 \end{pmatrix}$ (5)

Consider direct-product space of sites 1 and 2, and its Hamiltonian H_{12} :

$$\hat{S}_1^z + \hat{S}_2^z = \hat{S}_1^z \otimes \hat{I}_2 + \hat{I}_1 \otimes \hat{S}_2^z \quad (6)$$

$$= \begin{pmatrix} \frac{1}{2} \begin{pmatrix} 1 & \\ & 1 \end{pmatrix} \\ -\frac{1}{2} \begin{pmatrix} 1 & \\ & 1 \end{pmatrix} \end{pmatrix} + \begin{pmatrix} 1 \cdot \begin{pmatrix} 1/2 & \\ & -1/2 \end{pmatrix} \\ \begin{pmatrix} 1/2 & \\ & -1/2 \end{pmatrix} \end{pmatrix} = \begin{pmatrix} 2 \uparrow\uparrow & 0 & 0 & -2 \\ 0 \uparrow\downarrow & 1 & 0 & \\ 0 \downarrow\uparrow & 0 & 1 & 0 \\ -2 \downarrow\downarrow & 0 & 0 & -1 \end{pmatrix} \quad (7)$$



$$\hat{S}_1^z, \hat{S}_2^z = \begin{pmatrix} \frac{1}{2} \begin{pmatrix} \frac{1}{2} & \\ & -\frac{1}{2} \end{pmatrix} & \\ & -\frac{1}{2} \begin{pmatrix} \frac{1}{2} & \\ & -\frac{1}{2} \end{pmatrix} \end{pmatrix} = \begin{matrix} & \begin{matrix} \uparrow\uparrow & \uparrow\downarrow & \downarrow\uparrow & \downarrow\downarrow \end{matrix} \\ \begin{matrix} 2 & 0 & 0 & -2 \\ 0 & 1 & 0 & 0 \\ 0 & 0 & -1 & 0 \\ -2 & 0 & 0 & -1 \end{matrix} & \end{matrix} \quad (8)$$

$$\hat{S}_1^+ \hat{S}_2^- + \hat{S}_1^- \hat{S}_2^+ = \begin{pmatrix} 0 & 0 \\ 1 & 0 \end{pmatrix} + \begin{pmatrix} 0 & 1 \\ 0 & 0 \end{pmatrix} = \begin{matrix} \uparrow\uparrow & \uparrow\downarrow & \downarrow\uparrow & \downarrow\downarrow \\ \uparrow\downarrow & & & \\ \downarrow\uparrow & & & \\ \downarrow\downarrow & & & \end{matrix} \quad (9)$$

Two observations:

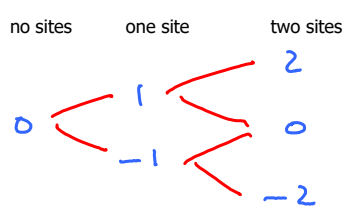
- $[\hat{S}_{tot}^z, \hat{H}_{12}] = 0$, $\Rightarrow \hat{H}_{12}$ does not mix states with different values of S_{tot}^z .
- Eigenstates of \hat{H}_{12} will carry \hat{S}_{tot}^z -eigenvalue as one of their quantum numbers. (10)

Programming challenge: exploit this 'sparse' structure to save memory and computation time!
 We don't want to store large matrices with many zeros! Instead, store only relevant information!

Bookkeeping Use $Q = z$ (Eigenvalue of \hat{S}_{tot}^z) as label: (11)

Label states as $|Q, i\rangle$, where i enumerate states with same Q .

Record of states needed to describe 2 sites:



record index ν	Q	i	explicit representation	state
1	2	1	1	$ \uparrow\uparrow\rangle$
2	0	1	$(1, 0)^T$	$ \uparrow\downarrow\rangle$
		2	$(0, 1)^T$	$ \downarrow\uparrow\rangle$
3	-2	1	1	$ \downarrow\downarrow\rangle$

(12)

Record of sectors ('blocks') of Hamiltonian for 2 sites:

record index ν	Q	Q'	$\langle \alpha' H \alpha \rangle \sim \delta_{Q\alpha\alpha'}$
1	2	2	$\frac{1}{4} J_z$
2	0	0	$\frac{J}{2} \begin{pmatrix} 0 & 1 \\ 1 & 0 \end{pmatrix} - \frac{1}{4} J_z \begin{pmatrix} 1 & 0 \\ 0 & 1 \end{pmatrix}$
3	-2	-2	$\frac{1}{4} J_z$

(13)

The task of diagonalizing Hamiltonian can be split into three separate tasks (two of which are trivial).

Consider direct-product space of sites 1 and 2 and 3:

$$\hat{S}_{\text{tot}}^z = \hat{S}_1^z + \hat{S}_2^z + \hat{S}_3^z = \hat{S}_1^z \otimes \hat{\mathbb{1}}_2 \otimes \hat{\mathbb{1}}_3 + \hat{\mathbb{1}}_1 \otimes \hat{S}_2^z \otimes \hat{\mathbb{1}}_3 + \hat{\mathbb{1}}_1 \otimes \hat{\mathbb{1}}_2 \otimes \hat{S}_3^z \quad (14)$$

$$= \begin{pmatrix} \frac{1}{2} \begin{pmatrix} | \uparrow \uparrow \rangle \\ | \downarrow \downarrow \rangle \end{pmatrix} \\ -\frac{1}{2} \begin{pmatrix} | \uparrow \downarrow \rangle \\ | \downarrow \uparrow \rangle \end{pmatrix} \end{pmatrix} + \begin{pmatrix} | \uparrow \uparrow \rangle \\ -| \downarrow \downarrow \rangle \end{pmatrix} + \begin{pmatrix} | \uparrow \uparrow \rangle \\ | \downarrow \downarrow \rangle \end{pmatrix} \quad (15)$$

S^z	Q	3	1	1	-1	1	-1	-1	3
Q		$\uparrow\uparrow\uparrow$	$\uparrow\uparrow\downarrow$	$\uparrow\downarrow\uparrow$	$\uparrow\downarrow\downarrow$	$\downarrow\uparrow\uparrow$	$\downarrow\uparrow\downarrow$	$\downarrow\downarrow\uparrow$	$\downarrow\downarrow\downarrow$
3	$\uparrow\uparrow\uparrow$	$\frac{3}{2}$							
1	$\uparrow\uparrow\downarrow$		$\frac{1}{2}$						
1	$\uparrow\downarrow\uparrow$			$\frac{1}{2}$					
-1	$\uparrow\downarrow\downarrow$				$-\frac{1}{2}$				
1	$\downarrow\uparrow\uparrow$					$\frac{1}{2}$			
-1	$\downarrow\uparrow\downarrow$						$-\frac{1}{2}$		
-1	$\downarrow\downarrow\uparrow$							$-\frac{1}{2}$	
1	$\downarrow\downarrow\downarrow$								$-\frac{3}{2}$

$S_{\text{tot}}^z \in \{ \frac{3}{2}, \frac{1}{2}, -\frac{1}{2}, -\frac{3}{2} \}$

degeneracy: 1 3 3 1

$$\frac{\hat{H}_{\text{spin-flip}}}{J/2} = \hat{S}_1^+ \hat{S}_2^- \hat{\mathbb{1}}_3 + \hat{S}_1^- \hat{S}_2^+ \hat{\mathbb{1}}_3 + \hat{\mathbb{1}}_1 \hat{S}_2^+ \hat{S}_3^- + \hat{\mathbb{1}}_1 \hat{S}_2^- \hat{S}_3^+ \quad (17)$$

$$= \begin{pmatrix} 1 \begin{pmatrix} | \uparrow \uparrow \rangle \\ | \downarrow \downarrow \rangle \end{pmatrix} \\ 0 \end{pmatrix} + \begin{pmatrix} 0 \\ 1 \begin{pmatrix} | \uparrow \uparrow \rangle \\ | \downarrow \downarrow \rangle \end{pmatrix} \end{pmatrix} + \begin{pmatrix} 1 \begin{pmatrix} | \uparrow \uparrow \rangle \\ 0 \end{pmatrix} \\ 1 \begin{pmatrix} | \uparrow \uparrow \rangle \\ 0 \end{pmatrix} \end{pmatrix} + \begin{pmatrix} 1 \begin{pmatrix} | \uparrow \uparrow \rangle \\ | \downarrow \downarrow \rangle \end{pmatrix} \\ 1 \begin{pmatrix} | \uparrow \uparrow \rangle \\ | \downarrow \downarrow \rangle \end{pmatrix} \end{pmatrix} \quad (18)$$

S^z	Q	3	1	1	-1	1	-1	-1	3
Q		$\uparrow\uparrow\uparrow$	$\uparrow\uparrow\downarrow$	$\uparrow\downarrow\uparrow$	$\uparrow\downarrow\downarrow$	$\downarrow\uparrow\uparrow$	$\downarrow\uparrow\downarrow$	$\downarrow\downarrow\uparrow$	$\downarrow\downarrow\downarrow$
3	$\uparrow\uparrow\uparrow$	0	0	0	0	0	0	0	0
1	$\uparrow\uparrow\downarrow$	0	0	1	0	0	0	0	0
1	$\uparrow\downarrow\uparrow$	0	1	0	0	1	0	0	0
-1	$\uparrow\downarrow\downarrow$	0	0	0	0	0	1	0	0
1	$\downarrow\uparrow\uparrow$	0	0	1	0	0	0	0	0
-1	$\downarrow\uparrow\downarrow$	0	0	0	1	0	0	1	0
-1	$\downarrow\downarrow\uparrow$	0	0	0	0	0	1	0	0

direct-product scheme does not automatically produce a manifest block structure

to arrive at a block structure, switch rows: 4 \leftrightarrow 5 and columns: 4 \leftrightarrow 5

$$\begin{matrix} -1 & \uparrow\uparrow\downarrow \\ -1 & \downarrow\downarrow\uparrow \\ -3 & \downarrow\downarrow\downarrow \end{matrix} \left| \begin{matrix} 0 & 0 & 0 & 1 & 0 & 0 & 1 & 0 \\ 0 & 0 & 0 & 0 & 0 & 1 & 0 & 0 \\ 0 & 0 & 0 & 0 & 0 & 0 & 0 & 0 \end{matrix} \right. \text{ and columns: } 4 \leftrightarrow 5 \tag{19}$$

After switch, operators are block-diagonal:

$$\begin{matrix} Q' \\ Q \end{matrix} \begin{matrix} 3 & 1 & 1 & 1 & -1 & -1 & -1 & -3 \\ \uparrow\uparrow\uparrow & \uparrow\uparrow\downarrow & \uparrow\downarrow\uparrow & \downarrow\uparrow\uparrow & \uparrow\downarrow\downarrow & \downarrow\uparrow\downarrow & \downarrow\downarrow\uparrow & \downarrow\downarrow\downarrow \end{matrix}$$

there are several ways to obtain the same S_{tot}^z :

$$S_{tot}^z = \begin{matrix} 3 & \uparrow\uparrow\uparrow \\ 1 & \uparrow\uparrow\downarrow \\ 1 & \uparrow\downarrow\uparrow \\ 1 & \downarrow\uparrow\uparrow \\ -1 & \uparrow\downarrow\downarrow \\ -1 & \downarrow\uparrow\downarrow \\ -1 & \downarrow\downarrow\uparrow \\ -3 & \downarrow\downarrow\downarrow \end{matrix} \left(\begin{matrix} 3/2 \\ 1/2 \\ 1/2 \\ -1/2 \\ -1/2 \\ -3/2 \end{matrix} \right) \tag{20}$$

$$\frac{H_{spin-flip}}{J/2} = \begin{matrix} 3 & 1 & 1 & 1 & -1 & -1 & -1 & 0 \\ \uparrow\uparrow\uparrow & \uparrow\uparrow\downarrow & \uparrow\downarrow\uparrow & \downarrow\uparrow\uparrow & \uparrow\downarrow\downarrow & \downarrow\uparrow\downarrow & \downarrow\downarrow\uparrow & \downarrow\downarrow\downarrow \end{matrix}$$

only connects states within block identified by unique total S_{tot}^z !

$$\begin{matrix} \uparrow\uparrow\uparrow \\ \uparrow\uparrow\downarrow \\ \uparrow\downarrow\uparrow \\ \downarrow\uparrow\uparrow \\ \uparrow\downarrow\downarrow \\ \downarrow\uparrow\downarrow \\ \downarrow\downarrow\uparrow \\ \downarrow\downarrow\downarrow \end{matrix} \left(\begin{matrix} 0 \\ 1 \\ 1 \\ 1 \\ 1 \\ 1 \\ 1 \\ 0 \end{matrix} \right) \tag{21}$$

$$\frac{H^{zz}}{J_z} = \hat{S}_1^z \hat{S}_2^z \hat{\mathbb{1}} + \hat{\mathbb{1}} \hat{S}_2^z \hat{S}_3^z \tag{22}$$

$$\frac{H^{zz}}{J_z} = \begin{matrix} Q' \\ Q \end{matrix} \begin{matrix} 3 & 1 & 1 & 1 & -1 & -1 & -1 & -3 \\ \uparrow\uparrow\uparrow & \uparrow\uparrow\downarrow & \uparrow\downarrow\uparrow & \downarrow\uparrow\uparrow & \uparrow\downarrow\downarrow & \downarrow\uparrow\downarrow & \downarrow\downarrow\uparrow & \downarrow\downarrow\downarrow \end{matrix}$$

$$\begin{matrix} 3 & \uparrow\uparrow\uparrow \\ 1 & \uparrow\uparrow\downarrow \\ 1 & \uparrow\downarrow\uparrow \\ 1 & \downarrow\uparrow\uparrow \\ -1 & \uparrow\downarrow\downarrow \\ -1 & \downarrow\uparrow\downarrow \\ -1 & \downarrow\downarrow\uparrow \\ -3 & \downarrow\downarrow\downarrow \end{matrix} \left(\begin{matrix} 1+1 \\ -1-1 \\ -1-1 \\ -1+1 \\ -1-1 \\ -1-1 \\ 1+1 \end{matrix} \right) \tag{23}$$

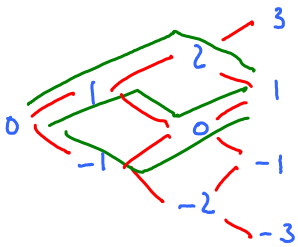
$$= \begin{matrix} 2 \\ 0 \\ 0 \\ 0 \end{matrix} \left(\begin{matrix} 2 \\ 0 \\ -2 \\ 0 \end{matrix} \right) \tag{24}$$

$$= \frac{1}{4} \begin{pmatrix} 0 & 0 & 0 & 0 & 0 & 0 & 0 & 0 \\ 0 & 0 & -2 & 0 & 0 & 0 & 0 & 0 \\ 0 & 0 & 0 & 0 & 0 & 0 & 0 & 0 \\ 0 & 0 & 0 & 0 & 0 & -2 & 0 & 0 \\ 0 & 0 & 0 & 0 & 0 & 0 & 0 & 0 \\ 0 & 0 & 0 & 0 & 0 & 0 & 0 & 2 \end{pmatrix} \quad (24)$$

Bookkeeping

Use $Q = z$ (Eigenvalue of S_{tot}^z) as label: (25)

Record of states needed to describe 3 sites:



record index ν	Q	i	explicit representation	state
1	3	1	1	$ \uparrow\uparrow\uparrow\rangle$
2	1	1	$(1, 0, 0)^T$	$ \uparrow\uparrow\downarrow\rangle$
		2	$(0, 1, 0)^T$	$ \uparrow\downarrow\uparrow\rangle$
		3	$(0, 0, 1)^T$	$ \downarrow\uparrow\uparrow\rangle$
3	-1	1	$(1, 0, 0)^T$	$ \uparrow\downarrow\downarrow\rangle$
		2	$(0, 1, 0)^T$	$ \downarrow\uparrow\downarrow\rangle$
		3	$(0, 0, 1)^T$	$ \downarrow\downarrow\uparrow\rangle$
4	-3	1	1	$ \downarrow\downarrow\downarrow\rangle$

(26)

Record of sectors ('blocks') of Hamiltonian for 3 sites:

record index ν	Q'	Q	$\langle \alpha H \alpha' \rangle \sim \delta_{\alpha\alpha'}$
1	3	3	$2 \cdot \frac{1}{4} J_2$
2	1	1	$\frac{J}{2} \begin{pmatrix} 0 & 1 & 0 \\ 1 & 0 & 1 \\ 0 & 1 & 0 \end{pmatrix} + \frac{1}{4} J_2 \begin{pmatrix} 0 & \\ & -2 & \\ & & 0 \end{pmatrix}$
3	-1	-1	$\frac{J}{2} \begin{pmatrix} 0 & 1 & 0 \\ 1 & 0 & 1 \\ 0 & 1 & 0 \end{pmatrix} + \frac{1}{4} J_2 \begin{pmatrix} 0 & \\ & -2 & \\ & & 0 \end{pmatrix}$
4	-3	-3	$2 \cdot \frac{1}{4} J_2$

(27)

The task of diagonalizing Hamiltonian can be split into four separate tasks (two of which are trivial).

Labelling scheme for Abelian symmetry

Suppose $[\hat{H}, \hat{Q}] = 0$, and \hat{Q} -eigenstates are uniquely labeled by a single quantum number:

$$\hat{Q} |Q\rangle = Q |Q\rangle \quad (\text{e.g. eigenstates of } S_{tot}^z) \quad (28)$$

Then all states in Hilbert space can be labeled by following scheme: $|Q, i\rangle$

- 'Q-label' or 'symmetry label': Q , eigenvalues of \hat{Q} (29)
- 'i-label' or 'multiplet label': i , enumerates different irreducible multiplets having the same Q (30)

For an abelian symmetry each 'multiplet' contains just a single state, hence Q suffices for labeling states.

(For nonabelian symmetry, it could contain several states, hence another internal label is needed: $|Qq, i\rangle$)

In group theory language: $|Q, i\rangle$ is a 'reducible multiplet' of \hat{Q} , the index i serves to 'reduce' it.

We need systematic, automatable way of generating all states $|Q, i\rangle$ and computing matrix elements

$$H_{[0]i}^{i'} = \langle \alpha, i' | \hat{H} | \alpha, i \rangle \quad (31)$$

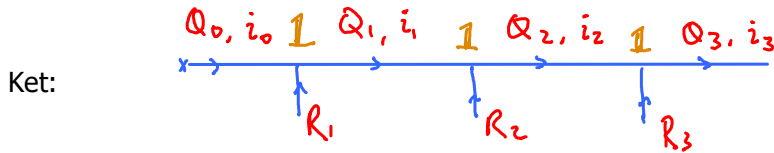
Diagonalizing $H_{[0]}$ yields symmetry- and energy eigenstates, $|\alpha, \bar{i}\rangle = |\alpha, i\rangle U_{[0]i}^{\bar{i}}$ (32)
 with eigenenergies $E_{[\alpha]\bar{i}}$ overbar will indicate energy eigenbasis

2. Iterative diagonalization with Abelian symmetry

Sym-I.2

Build chain iteratively, in $|Q, i\rangle$ basis:

Local basis for each site: $|0\rangle \equiv |R\rangle \in \{|1\rangle, |-1\rangle\}$ for spin-1/2 chain



'sum rule' at each vertex:

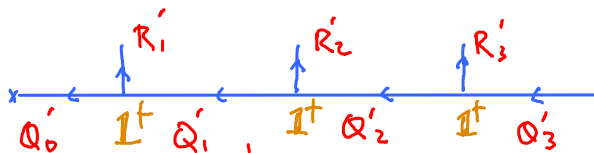
$$\underbrace{Q_{l-1}}_{\text{in}} + R_l = \underbrace{Q_l}_{\text{out}} \quad (1)$$

Unit matrix transforms to 'symmetry eigenbasis':

$$|Q_l, i_l\rangle = |R_l\rangle |Q_{l-1}, i_{l-1}\rangle \mathbb{1}^{Q_{l-1}, i_{l-1}; R_l} \quad (2)$$

The i-index is usually not displayed in diagrams, and we will omit it henceforth.

Bra:

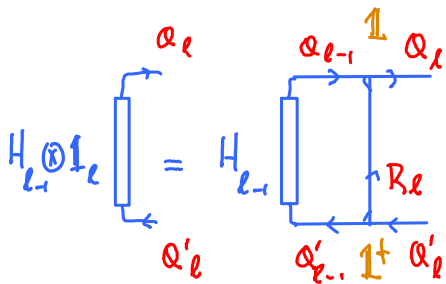


'sum rule' at each vertex:

$$\underbrace{Q'_{l-1}}_{\text{out}} + R'_l = \underbrace{Q'_l}_{\text{in}} \quad (3)$$

$\mathbb{1}$ -matrices encode the sum rules, thereby yielding a block-diagonal Hamiltonian.

Examples: Induction: if H_{l-1} is block-diagonal, so is H_l :

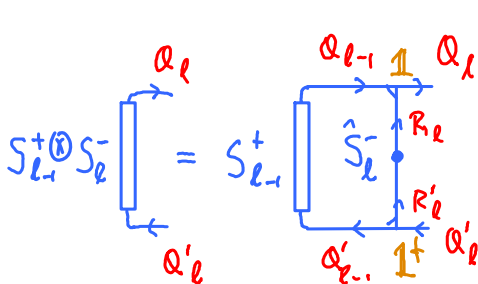


$$\langle Q'_{l-1} | H | Q_{l-1} \rangle \neq 0 \Rightarrow Q'_{l-1} = Q_{l-1} \quad (4)$$

$$\langle Q_{l-1}, R_l | \mathbb{1} | Q_l \rangle \neq 0 \Rightarrow Q_{l-1} + R_l = Q_l \quad (5)$$

$$\langle Q'_l | \mathbb{1} | Q'_{l-1}, R'_l \rangle \neq 0 \Rightarrow Q'_l = Q'_{l-1} + R'_l \quad (6)$$

These relations imply: $\underline{Q'_l} \stackrel{(6)}{=} Q'_{l-1} + R'_l \stackrel{(4)}{=} Q_{l-1} + R_l \stackrel{(5)}{=} \underline{Q_l} \Rightarrow$ block-diagonal (7)



$$\langle Q'_{l-1} | \hat{S}_{l-1}^+ | Q_{l-1} \rangle \neq 0 \Rightarrow Q'_{l-1} = Q_{l-1} + 1 \quad (8)$$

$$\langle R'_l | \hat{S}_l^- | R_l \rangle \neq 0 \Rightarrow R'_l = R_l - 1 \quad (9)$$

$$Q_{l-1}, R_l | \mathbb{1} | Q_l \rangle \neq 0 \Rightarrow Q_{l-1} + R_l = Q_l \quad (10)$$

$$\langle Q'_l | \mathbb{1} | Q'_{l-1}, R'_l \rangle \neq 0 \Rightarrow Q'_l = Q'_{l-1} + R'_l \quad (11)$$

(a)

$$\sim \ell \quad -\ell-1 \quad \langle Q_\ell | \mathbb{1} | Q_{\ell-1}, \ell \rangle \neq 0 \Rightarrow Q_\ell = Q_{\ell-1} + K_\ell \quad (11)$$

These relations imply: $\underline{Q'_\ell} \stackrel{(11)}{=} Q'_{\ell-1} + R'_\ell \stackrel{(9)}{=} (Q_{\ell-1} + 1) + (K_\ell - 1) \stackrel{(5)}{=} \underline{Q_\ell} \Rightarrow$ block-diagonal (12)

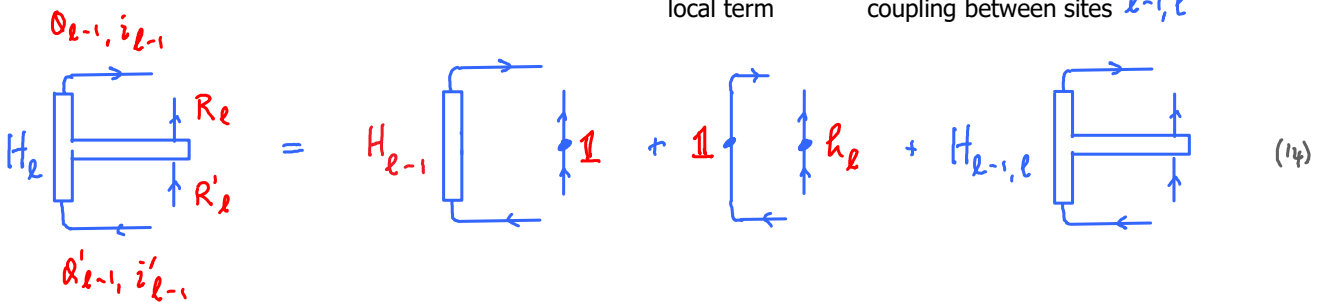
This is no surprise: if every vertex satisfies charge conservation, so does entire diagram!

Strategy for iterative diagonalization

- (i) Add new site, (ii) transform to symmetry eigenbasis to make Hamiltonian block-diagonal.
- (iii) Diagonalize each block, (iv) transform to energy eigenbasis.

(i) $\hat{H}_\ell = \hat{H}_{\ell-1} + \hat{h}_\ell + \hat{H}_{\ell-1,\ell}$ (13)

local term coupling between sites $\ell-1, \ell$

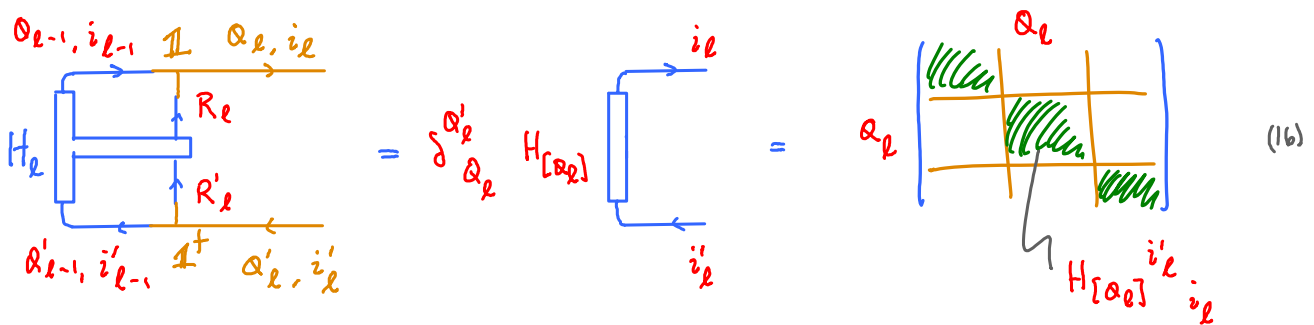


(ii) Symmetry eigenbasis:

$$|Q_\ell, i_\ell\rangle = |R_\ell\rangle |Q_{\ell-1}, i_{\ell-1}\rangle \mathbb{1}^{Q_{\ell-1}, i_{\ell-1}; R_\ell} Q_\ell, i_\ell$$

(15)

To transform to this basis, attach unit matrices to legs of H_ℓ :




(iii) Diagonalize block:

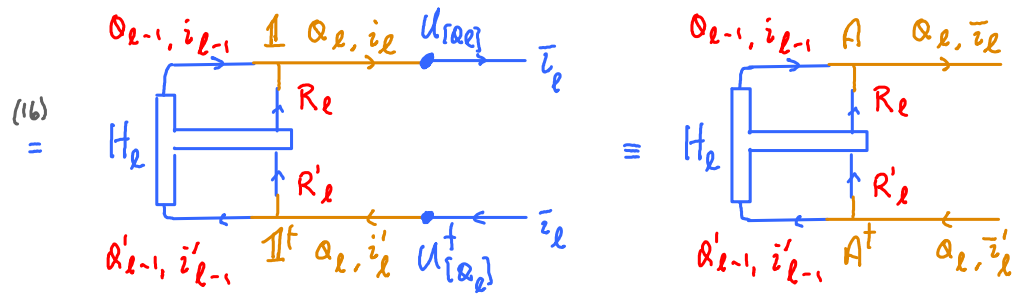
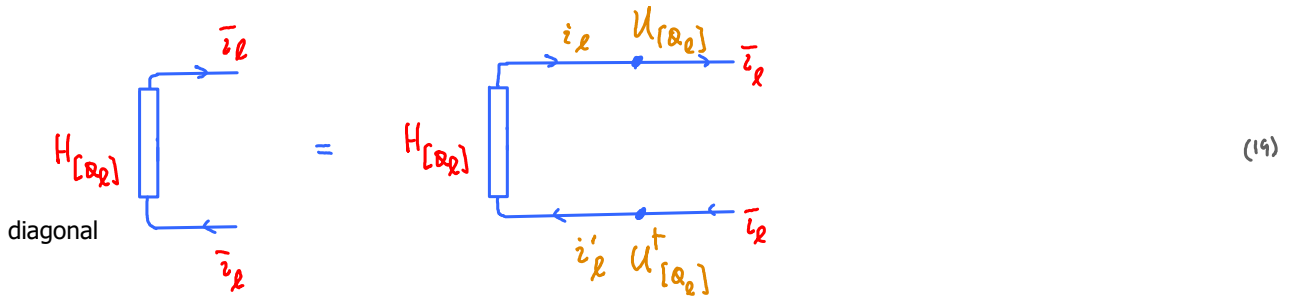
$$H_{[Q_\ell]} |Q_\ell, \bar{i}_\ell\rangle = E_{[Q_\ell] \bar{i}_\ell} |Q_\ell, \bar{i}_\ell\rangle \quad (17)$$

(iv) Transform to energy eigenbasis:

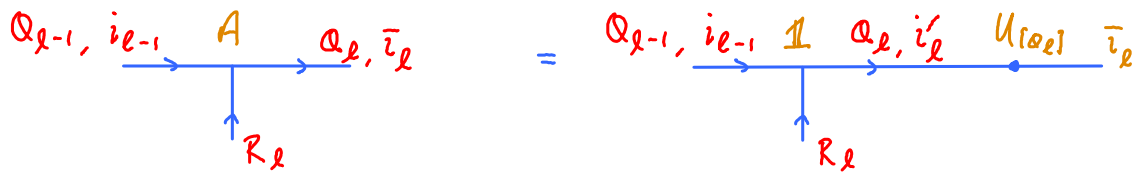
$$|Q_\ell, \bar{i}_\ell\rangle = |Q_\ell, i_\ell\rangle U_{[Q_\ell] \bar{i}_\ell}^{i_\ell} \quad (18)$$

Applying this transformation to H_ℓ yields diagonal representation:





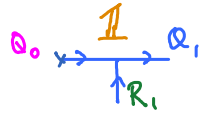
So, desired transformation from old to new eigenbasis is:



(Only A-matrices need to be saved to disk.)

3. Bookkeeping for unit matrices

Sites 0 and 1



$\mathbb{1}_{Q_0, R_1}$

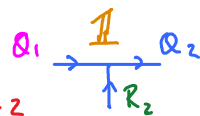
	Q_1	
(Q_0, R_1)	\uparrow	\downarrow
$\times (0, 1) \uparrow$	1	
$\times (0, -1) \downarrow$		1

Table lists (Q_0, R_1) combinations yielding Q_1

record index ν	bond 0 Q_0	site 1 R_1	bond 1 Q_1	data
1	0	1	1	1
2	0	-1	-1	1

Green arrows indicate R_1 , blue arrows Q_1 save only nonzero entries (as when dealing with sparse matrices)

Sites 1 and 2



$\mathbb{1}_{Q_1, R_2}$

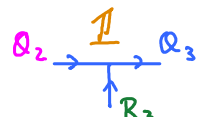
	Q_2	2	0	-2
(Q_1, R_2)	i_2	$\uparrow\uparrow$	$\uparrow\downarrow$	$\downarrow\downarrow$
$\uparrow (1, 1) \uparrow$	1	1	2	1
$\uparrow (1, -1) \downarrow$		1	0	
$\downarrow (-1, 1) \uparrow$		0	1	
$\downarrow (-1, -1) \downarrow$				1

Table lists (Q_1, R_2) combinations yielding Q_2

record index ν	bond 1 Q_1	site 2 R_2	bond 2 Q_2	data
1	1	1	2	1
2	1	-1	0	1 0
3	-1	1	0	0 1
4	-1	-1	-2	1

Magenta arrows indicate Q_1 , green, arrows R_2 , blue arrows Q_2

Sites 2 and 3



$\mathbb{1}_{Q_2, R_3}$

	Q_3	3	1	-1	-3
(Q_2, R_3)	i_3	$\uparrow\uparrow\uparrow$	$\uparrow\downarrow$	$\downarrow\downarrow$	
$\uparrow (2, 1) \uparrow$	1	1	2	3	1
$\uparrow (2, -1) \downarrow$		1	0	0	
$\uparrow\downarrow (0, 1) \uparrow$		0	1	0	
$\uparrow\downarrow (0, -1) \downarrow$					1
$\downarrow (-2, 1) \uparrow$					0
$\downarrow (-2, -1) \downarrow$					1

Table lists (Q_2, R_3) combinations yielding Q_3

record index ν	bond 2 Q_2	site 3 R_3	bond 3 Q_3	data
1	2	1	3	1
2	2	-1	1	1 0 0
3	0	1	1	0 1 0
4	0	-1	-1	0 0 1
5	-2	1	-1	1 0 0
6	-2	-1	-3	0 0 1

Magenta arrows indicate Q_2 , green, arrows R_3 , blue arrows Q_3

The scheme for producing such tables can be automated!

Full A-matrix obtained by diagonalizing H has similar structure:

